

Scaled data based on original data using
LM-79-08 Approved Method: Electrical and Photometric Measurements of Solid-
State Lighting Products

Test Report Prepared for
Cooper Lighting Solutions
(formerly Eaton)

Brand: McGRAW-EDISON

Report Number: P944553

Luminaire Tested: **GALN-SB9C-760-U-T1**

Issue Date: 1/21/2025

Test Information

Test Method: LM-79-08
Report Number: P944553
TEST IS SCALED FROM IESNA LM-79-08 TEST DATA (G2-2405-108-2)
Test Lab: INNOVATION CENTER
Issue Date: 1/21/2025
Manufacturer: COOPER LIGHTING SOLUTIONS (FORMERLY EATON)
Product Line: MCGRAW-EDISON
Catalog Number: GALN-SB9C-760-U-T1
Description: GALLEON AREA AND ROADWAY HIGH DENSITY LED LUMINAIRE
(9) 70 CRI, 5700K, 615mA LIGHTSQUARES WITH 26 LEDS EACH AND TYPE I OPTICS
Light Source: -
Ballast/Driver: -

Summary

Lumens per Lamp: N/A
Luminaire Lumens: 71393 lumens
Efficiency: N/A
Efficacy: 158.7 lumens/watt
Luminous Opening: Rectangular (W 1.5' x L: 1.5' x H: 0')
IES Classification: Type I - Short
BUG Rating: B5 - U0 - G5

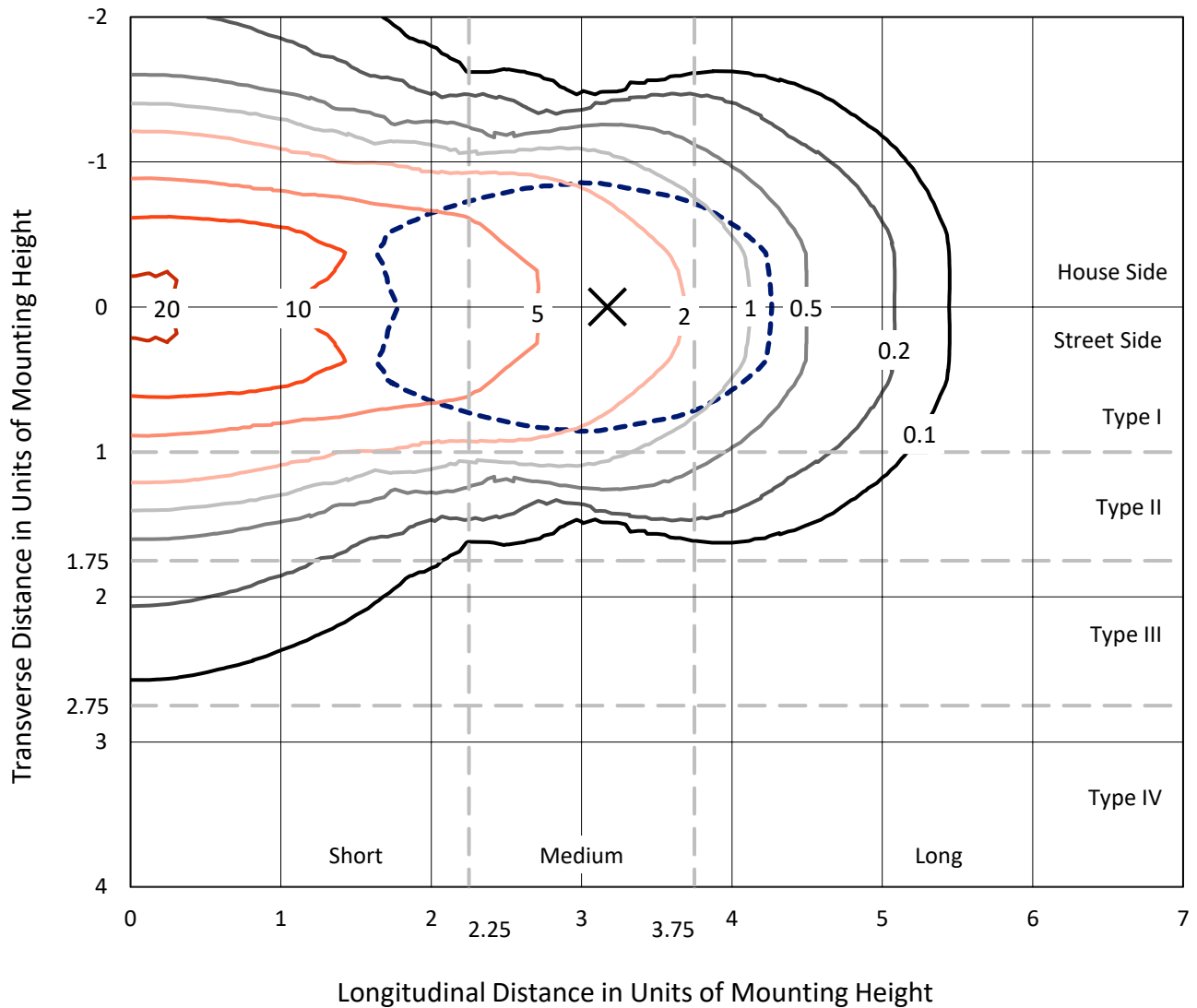
Input Watts (W): 449.8
Input Voltage (V): NR
Input Current (Ain): NR
Voltage Rise (V): NR
Power Factor: NR
Total Harmonic Distortion (THDi): NR
Frequency (hertz): 60
Stabilization Time: NR
Operation Time: NR
Ambient Temperature (°C): NR
Test Distance: 24 FT



REPORT NUMBER: P944553
 CATALOG NUMBER: GALN-SB9C-760-U-T1

Iso-Footcandle Lines of Horizontal Illumination

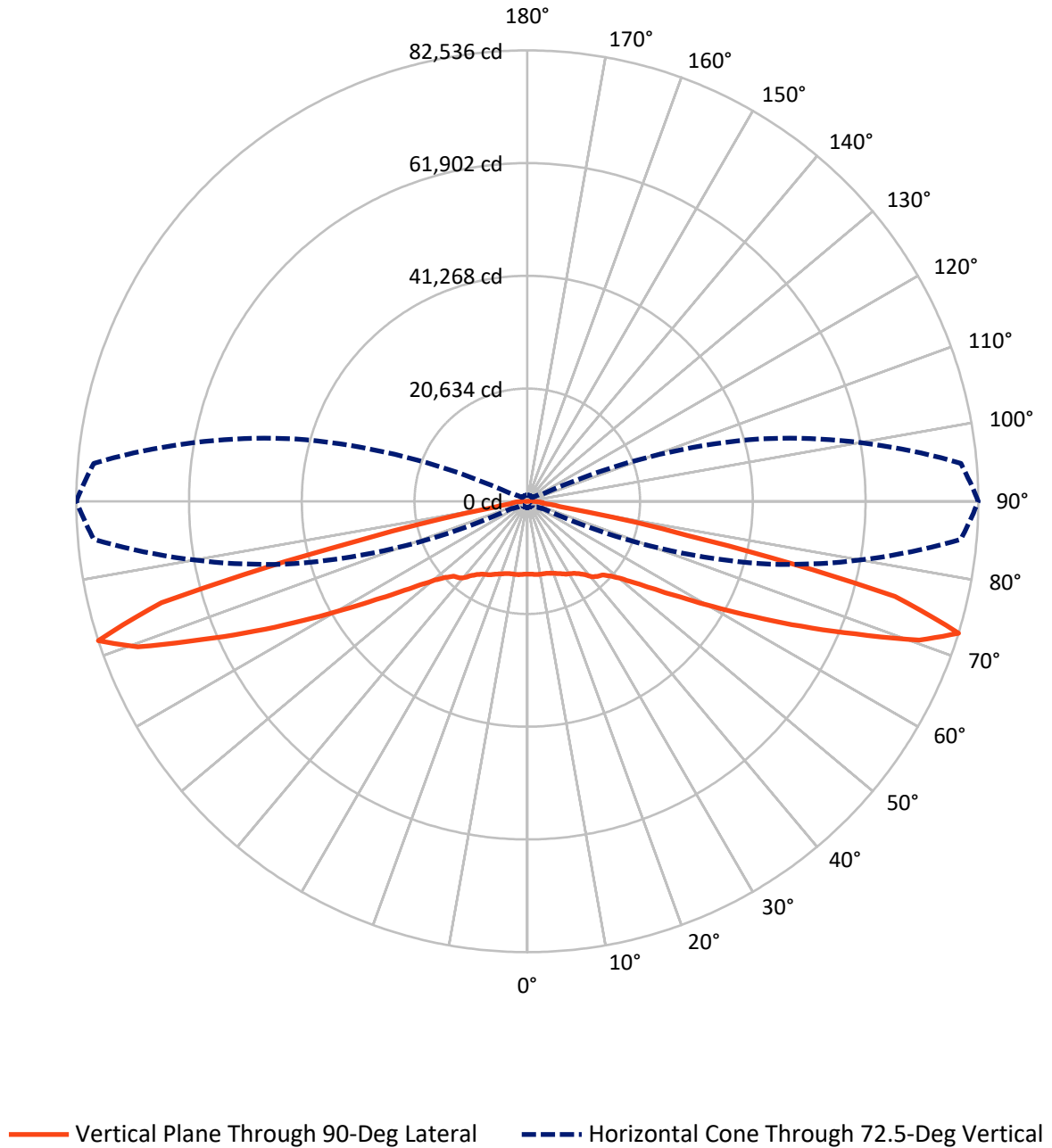
✕ Max cd
 - - - 1/2 Max cd



Based on 25 foot mounting height. Maximum calculated value = 21.3 fc
 Type I - Short - N/A

REPORT NUMBER: P944553
CATALOG NUMBER: GALN-SB9C-760-U-T1

Luminous Intensity Polar Plot



REPORT NUMBER: P944553
 CATALOG NUMBER: GALN-SB9C-760-U-T1

FLUX DISTRIBUTION:

		Downward	Upward	Total
House Side	Lumens	35696.5	0.0	35696.5
	% Fixture	50.0	0.0	50.0
Street Side	Lumens	35696.5	0.0	35696.5
	% Fixture	50.0	0.0	50.0
Total	Lumens	71393.0	0.0	71393.0
	% Fixture	100.0	0.0	100.0

Coefficient of Utilization

ZONAL LUMENS:

Zone	Lumens	% Fixture
0°-10°	1293.5	1.8
10°-20°	3955.1	5.5
20°-30°	6594.8	9.2
30°-40°	9069.8	12.7
40°-50°	11076.7	15.5
50°-60°	12811.4	17.9
60°-70°	15275.5	21.4
70°-80°	10661.3	14.9
80°-90°	654.8	0.9
90°-100°	0.0	0.0
100°-110°	0.0	0.0
110°-120°	0.0	0.0
120°-130°	0.0	0.0
130°-140°	0.0	0.0
140°-150°	0.0	0.0
150°-160°	0.0	0.0
160°-170°	0.0	0.0
170°-180°	0.0	0.0
0°-90°	71393.0	100.0
0°-180°	71393.0	100.0



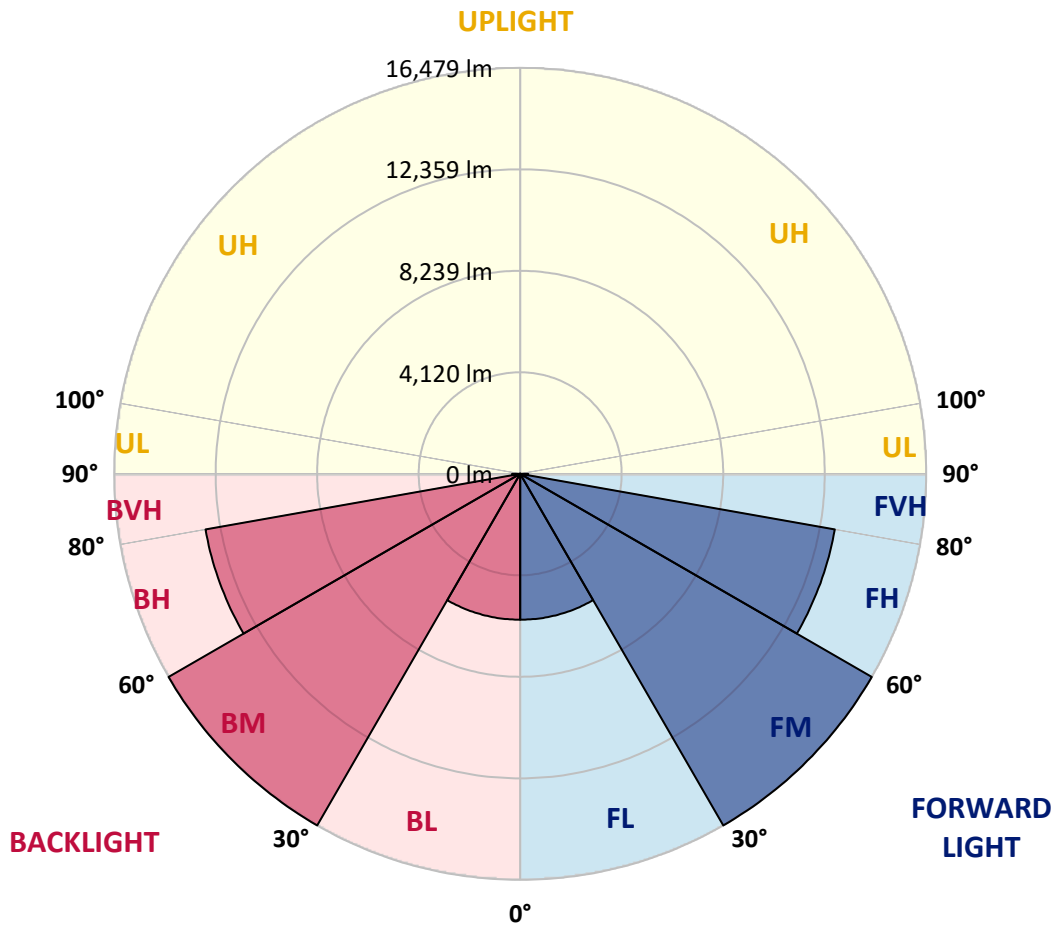
REPORT NUMBER: P944553
 CATALOG NUMBER: GALN-SB9C-760-U-T1

LUMINAIRE CLASSIFICATION SYSTEM LUMEN TABLE AND BUG RATING:

Zone	Lumens	% Fixture	Zone Rating/Lumen Limit		
			B	U	G
FL (0°-30°)	5921.7	8.3			
FM (30°-60°)	16479.0	23.1			
FH (60°-80°)	12968.4	18.2			G5
FVH (80°-90°)	327.4	0.5			G3/500
BL (0°-30°)	5921.7	8.3	B5		
BM (30°-60°)	16479.0	23.1	B5		
BH (60°-80°)	12968.4	18.2	B5		G5
BVH (80°-90°)	327.4	0.5			G3/500
UL (90°-100°)	0.0	0.0		U0/0	
UH (100°-180°)	0.0	0.0		U0/0	

BUG Rating: B5-U0-G5

Type I Short



REPORT NUMBER: P944553

CATALOG NUMBER: GALN-SB9C-760-U-T1

CANDELA DISTRIBUTION (FULL):

	0°	5°	15°	25°	35°	45°	55°	65°	75°	85°
0°	13340.5	13340.5	13340.5	13340.5	13340.5	13340.5	13340.5	13340.5	13340.5	13340.5
2.5°	13351.9	13367.1	13367.1	13355.7	13382.3	13359.5	13359.5	13348.1	13359.5	13348.1
5°	13420.2	13439.2	13446.8	13443.0	13477.1	13458.2	13458.2	13443.0	13446.8	13435.4
7.5°	13549.2	13575.8	13591.0	13609.9	13659.3	13636.5	13621.3	13575.8	13556.8	13526.5
10°	13591.0	13621.3	13670.6	13769.3	13883.1	13886.9	13841.4	13727.5	13640.3	13572.0
12.5°	13462.0	13503.7	13606.1	13807.2	14061.4	14163.9	14091.8	13902.1	13731.3	13609.9
15°	13298.8	13344.3	13499.9	13803.4	14179.1	14418.1	14410.5	14160.1	13886.9	13697.2
17.5°	13044.6	13090.1	13314.0	13738.9	14270.1	14664.7	14771.0	14513.0	14129.7	13875.5
20°	12585.5	12627.2	12938.3	13534.0	14300.5	14926.5	15203.5	14975.9	14497.8	14152.5
22.5°	11989.8	12054.3	12418.5	13181.2	14228.4	15199.7	15696.8	15541.2	14926.5	14448.5
25°	11352.4	11420.7	11845.6	12748.6	14042.5	15397.0	16281.1	16182.4	15412.2	14816.5
27.5°	10802.2	10874.3	11337.2	12319.9	13754.1	15472.9	16857.8	16907.1	16000.3	15222.5
30°	10369.6	10437.9	10931.2	11974.6	13382.3	15397.0	17362.4	17703.9	16599.8	15575.3
32.5°	9895.4	9982.6	10502.4	11553.5	12942.1	15214.9	17802.6	18565.2	17294.1	15954.8
35°	9295.9	9375.6	9921.9	10976.7	12365.4	14922.7	18170.6	19521.3	18288.2	16531.5
37.5°	8567.4	8643.3	9185.8	10255.8	11792.5	14513.0	18451.4	20598.9	19472.0	17362.4
40°	7835.1	7907.2	8415.6	9451.4	11105.7	13989.4	18550.0	21653.7	20830.4	18504.5
42.5°	7163.5	7228.0	7694.7	8658.4	10335.5	13321.6	18421.0	22571.9	22048.3	19301.3
45°	6545.1	6602.0	7015.5	7914.8	9534.9	12509.6	18034.0	23558.4	23497.7	19870.4
47.5°	5839.3	5896.2	6325.0	7193.9	8734.3	11557.2	17377.6	24529.7	25512.4	21160.5
50°	4978.0	5027.4	5467.5	6362.9	7903.4	10544.2	16467.0	25292.4	28054.6	23114.5
52.5°	3957.4	4010.5	4439.3	5334.7	6916.9	9455.2	15268.0	25789.4	30991.3	25967.8
55°	2944.3	2982.3	3354.1	4158.5	5695.1	8214.5	13765.5	25929.8	34322.7	29868.2
57.5°	2136.2	2158.9	2398.0	2997.4	4317.8	6662.7	11940.5	25565.6	38287.6	34869.0
60°	1730.2	1737.8	1809.9	2075.4	3001.2	4909.7	9736.0	24313.5	42590.3	41315.4
62.5°	1570.8	1570.8	1589.8	1661.9	2029.9	3240.3	7068.7	21718.2	47204.1	49461.7
65°	1460.8	1460.8	1468.4	1502.5	1601.2	2064.1	4462.0	17491.4	51093.2	59004.2
67.5°	1362.1	1365.9	1362.1	1373.5	1430.4	1525.3	2587.7	12080.8	53187.6	68892.0
70°	1259.7	1267.3	1248.3	1248.3	1293.8	1297.6	1620.1	6624.7	51449.8	77178.6
72.5°	1138.3	1149.7	1119.3	1111.7	1145.9	1130.7	1217.9	3179.6	44172.5	79652.4
75°	1032.0	1047.2	978.9	959.9	959.9	948.6	990.3	1631.5	28669.3	64976.3
77.5°	937.2	967.5	857.5	796.8	781.6	747.5	808.2	997.9	12540.0	30505.7
80°	774.0	815.8	705.7	633.6	607.1	569.1	637.4	698.1	3729.7	7083.8
82.5°	576.7	595.7	500.8	451.5	428.7	402.2	478.1	485.7	1214.2	2508.0
85°	368.0	375.6	307.3	265.6	254.2	242.8	303.5	265.6	462.9	1844.0
87.5°	129.0	148.0	117.6	106.2	113.8	94.9	140.4	79.7	129.0	1301.4
90°	0.0	0.0	0.0	0.0	0.0	0.0	0.0	0.0	0.0	0.0

(END C

90°

13340.5
13348.1
13435.4
13526.5
13560.6
13591.0
13666.8
13833.8
14088.0
14361.2
14695.1
15093.5
15389.4
15719.5
16269.7
17013.4
18132.7
18823.2
19225.4
20416.8
22181.1
24818.1
28430.2
33059.2
39035.1
46407.3
55141.6
64722.1
76082.0
82536.0
69499.0
29872.0
6784.1
2834.3
2678.7
1612.6
0.0

OF REPORT)